

INTRODUCTION

The new model of electric pallet truck developed by Tailift is the innovative product with cutting-edge design based on decades of our experience, it combines the advantages of manual and electric pallet trucks being the perfect electrical product for light and medium duty material transportation in most effortless and economic way.

With its new and fresh outer appearance containing sharp lines, we named it "ETUL15".



Smart design
Robustness
Safety
Ergonomics
High performance
Maintenance friendly



Official website



Our Wechat

Tailift Machinery & Equipment (Qingdao) CO.,LTD
Jiaozhou Bay Yinghai Industrial Park, Qingdao City, Shandong Province, China
TEL: +86-532-58573666 FAX: +86-532-58573666
E-mail:sales@tailift.com.cn www.tailift.com.cn



Powered Pallet Truck

ETUL15

- 1500kg
- Small Size
- 123kg Low self-weight
- Li Lithium battery
- Smart design
- CAN-bus
- Best Cost-Performance Ratio
- CE

Tailift Machinery & Equipment(Qingdao)CO.,LTD

www.tailift.com.cn

Ergonomic & Smart Tiller Design


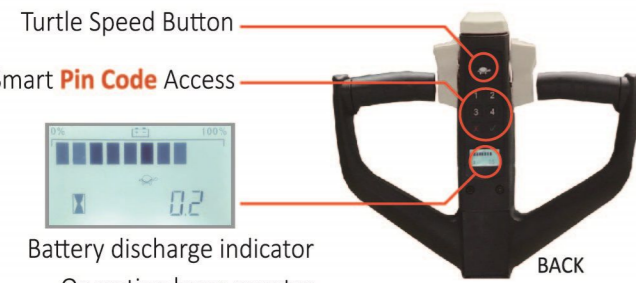
The tiller of the truck with ergonomic design has comfortable soft grips for comfort daily operation. All buttons are big and can be easily reached by operators even in case of working in gloves.

Integrated PIN code panel with LCD display for smart control and operation.



The tiller of the truck is supported by the **air spring** and the tiller returns to its vertical position smoothly.

Speed reduction at different angles as well as function of active tiller in its up-right position.



Emergency-reverse & Horn Buttons

Dual butterfly-style thumb driving controls

Electric lifting and lowering

Battery discharge indicator
Operating hour counter

On-board diagnostics via error codes




The function of driving with tiller in the **vertical position** helps with work in confined areas, especially in elevators and lorries without sacrificing of safety.

The frame of truck is surrounded by stamped steel elements making the truck looking different and also ensuring the **protection** of components

Forks of the truck with shape for easy entrance and exit from pallets. Full length double sided C-shape **reinforcements** of forks significantly increase strength and **rigidity** of frame.

Strong steel apron **protects** the operator's feet during work and secures the truck's components from collisions with objects.



Robust & Smart Design of Chassis

Strong and compact structure of chassis helps to ensure long life-time of the truck, without sacrificing the truck's weight or putting under question the strength of frame.

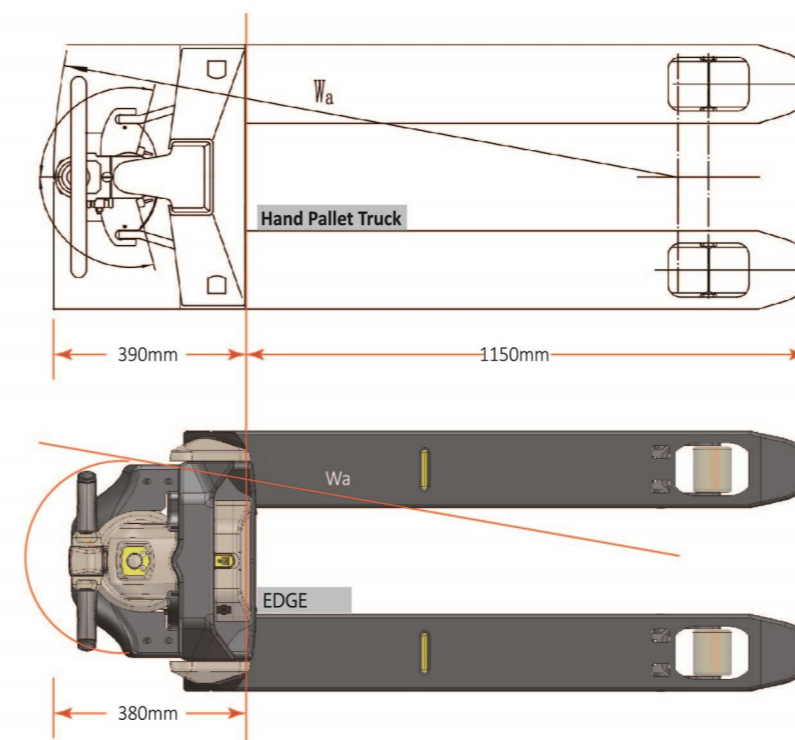


Capacity up to **1500 kg** and ability to overcome ramps up to **4/16%** (laden/ unladen) makes the truck suitable for work in loading docks and on delivery operations in different conditions



123 kg
Low self-weight

The minimized service weight of only **123 kg** makes the truck ideal to be used for delivery lorries with tail lifts platforms for goods distributions without sacrificing the transported weight.



The short body length of truck ($L_2=380$ mm) is even smaller than that of regular HPTs. It provides the shortest **turning radius** of **1274/1330** mm with lifted/lowered forks and makes the truck extremely compact and ideal for use in confined spaces of retail stores, elevators or business centers.

Smart Lithium Battery



Light weight high quality Lithium battery for **easy replacement**.



Optional different battery capacities from 20Ah to 36Ah for various applications

The Edge is equipped with **maintenance-free** Lithium battery with optional different capacities for various applications; with its fast charging and opportunity charging features the Edge works as easy as a hand pallet truck without special attention to the maintenance as other electric pallet trucks.

The integrated **BMS** (Battery Management System) controls all important parameters and performance of lithium battery.



Smart battery positioning and lock for great fixation and safety.

Socket on battery case for easy battery charging without necessity to take the battery out
Fast and opportunity charging during brakes in operations increases working time.



Maintenance Friendly



Convenient and fast access to any component of the truck, no elements are located in areas difficult to reach. No Special tools are required.

There are no hoses or pipes used in the hydraulic lifting circuit which significantly improves **reliability** and reduces the amount of potential problems related to leakages through connectors or their seals.

CAN-bus



The truck is equipped with **Curtis** controller and **CAN-bus** technology makes the diagnostic and troubleshooting easier.

Amount of working hours shown at the tiller helps to follow the maintenance schedule.

Various Options



Optional tandem fork rollers



Optional different fork sizes



Additional supporting wheels



Optional Rubber drive wheel for better traction and outdoor use



Optional Backrest Different heights 1070mm/1220mm/1525mm